



Dual Control Panel

The dual control panel brings exceptional enhancement to Hale pumps by allowing engine and throttle to be controlled from the pump or cab. This extended functionality combined with bright LED lights and clear markings means that you are in control the first time, and every time.



Pump panel

Features & Benefits

- Excellent for pump and roll applications.
- Engine and throttle controlled at either panel*.
- Makes a great addition to previous pump installations.
- Supplied with flying lead harness extensions for OEM adaptability.
- Available with Hale Portable Pro Kits (PPKs) and portable diesel pumps.
- Compatible with Kubota diesels engines.



HPX200-KBD24



Cab panel

The Hale dual control panel makes firefighting easier for everyone. It comes with fully assembled panels and harness extensions to suit specific OEM installation requirements eliminating the need for guesswork by you or your customer.

The introduction of this dual panel means that you can use your Hale pump to its full potential, giving you the control wherever you are. For further information about the Hale dual control panel, contact our sales team at: HaleCustomerService@idexcorp.com

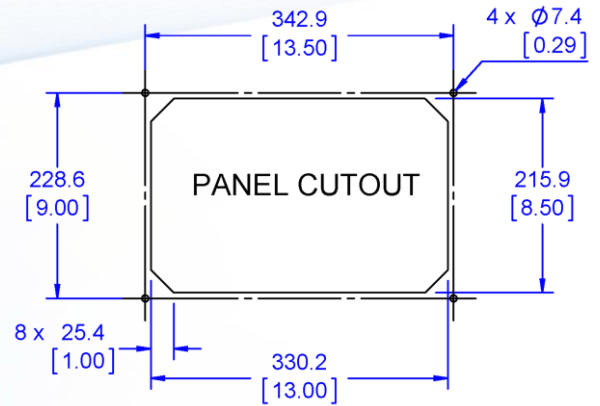
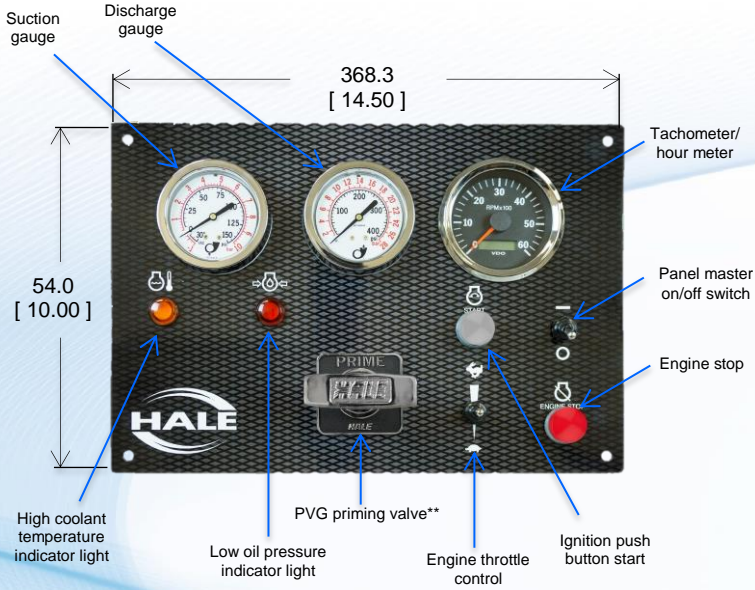
*Priming at pump panel only.



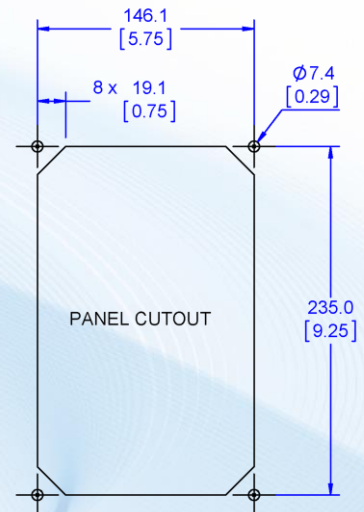
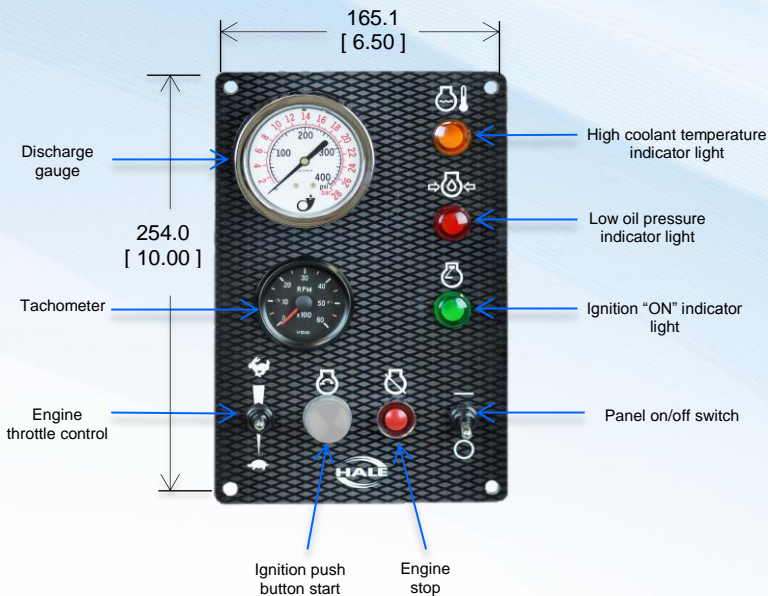


Technical Specification

Pump Panel



Cab Panel



** Not included – supplied with ESP primer
Panel dimensions expressed in mm and inches

